



Nonlinear dynamic Interactions between flow-induced galloping and shell-like buckling



J. Michael T. Thompson^{a,b,*}, Jan Sieber^c

^a Centre for Applied Dynamics Research, School of Engineering, University of Aberdeen, AB24 3UE, UK

^b DAMTP, Cambridge, UK

^c College of Engineering, Mathematics and Physical Sciences, Harrison Building, University of Exeter, Exeter EX4 4QF, UK

ARTICLE INFO

Article history:

Received 29 January 2013

Received in revised form

6 December 2013

Accepted 16 December 2013

Available online 13 January 2014

Keywords:

Nonlinear dynamics

Interactions

Galloping

Shell-like buckling

ABSTRACT

For an elastic system that is non-conservative but autonomous, subjected for example to time-independent loading by a steadily flowing fluid (air or water), a dangerous bifurcation, such as a sub-critical bifurcation, or a cyclic fold, will trigger a dynamic jump to one or more remote stable attractors. When there is more than one candidate attractor, the one onto which the structure settles can then be *indeterminate*, being sensitive to infinitesimally small variations in starting conditions or parameters.

In this paper we develop and study an archetypal model to explore the nonlinear dynamic interactions between galloping at an incipient sub-critical Hopf bifurcation of a structure with shell-like buckling behaviour that is gravity-loaded to approach a sub-critical pitch-fork bifurcation. For the fluid forces, we draw on the aerodynamic coefficients determined experimentally by Novak for the flow around a bluff body of rectangular cross-section. Meanwhile, for the structural component, we consider a variant of the propped-cantilever model that is widely used to illustrate the sub-critical pitch-fork: within this model a symmetry-breaking imperfection makes the behaviour generic.

The compound bifurcation corresponding to simultaneous galloping and buckling is the so-called Takens-Bodganov Cusp. We make a full unfolding of this codimension-3 bifurcation for our archetypal model to explore the adjacent phase-space topologies and their indeterminacies.

© 2013 The Authors. Published by Elsevier Ltd. This is an open access article under the CC BY license (<http://creativecommons.org/licenses/by/3.0/>).

1. Introduction

The simplest form of pure galloping is exhibited by a bluff body oscillating transversely in a steady wind. With a structural support providing both linear elastic stiffness and linear viscous damping, the theory for this phenomenon was developed by Novak [1] for a series of rectangular cross-sections. Based on experimental fitting to the quasi-static aerodynamic forces, Novak's theory agreed well with his related experimental studies. An excellent modern account of this, and other work, is given in the book by Paidousis et al. [2]. Note that galloping is essentially a one-mode phenomenon, distinct from flutter which arises in systems with at least two active modes; and even more distinct from vortex resonance which involves a strong interaction with the fluid. Note, though, that in nonlinear dynamics the bifurcations to both galloping and flutter are described as a Hopf bifurcation [3–5].

The essence of Novak's galloping theory was to use the highly nonlinear aerodynamic force characteristics obtained by calibration experiments in which a steady wind-stream was directed, at a series

of (resultant) angles, towards the stationary rectangular body. The characteristic graph of lateral force versus angle of attack was then approximated by a seventh-order polynomial. Some of Novak's results are summarised in Fig. 1. Here the lateral force on the rectangular prism, in the direction of the lateral displacement, x , due to a wind of velocity, V , is $\frac{1}{2} \rho a V^2 C_f(\alpha)$ where ρ is the air density, a is the frontal area, and the (small) angle α is approximately x'/V . A prime denotes differentiation with respect to the time, t . The responses in the right-hand column show the amplitude of the steady-state oscillations. These periodic motions are stable when represented by a solid line, unstable when represented by a broken line. Hopf bifurcations on the trivial solution are denoted by H, and away from the trivial path stable and unstable oscillatory regimes meet at cyclic folds. Fast dynamic jumps are indicated by vertical arrows.

For case (a) the wavy arrow denotes a slightly turbulent wind (elsewhere the wind is steady). The 2:1 rectangular cross-section exhibits a super-critical Hopf bifurcation at H, with a path of stable limit cycles for higher values of the wind speed. In row (b) the square cross-section in a steady wind exhibits at H a super-critical Hopf bifurcation; and the subsequent limit cycles exhibit two cyclic folds and an associated hysteresis cycle. In row (c) a 2:1 rectangle in steady wind exhibits a sub-critical Hopf bifurcation at H from which a fast dynamic jump would carry the system

* Corresponding author at: DAMTP, University of Cambridge, Cambridge, CB30WA, UK.
E-mail address: jmtt@ucl.ac.uk (J.M.T. Thompson).

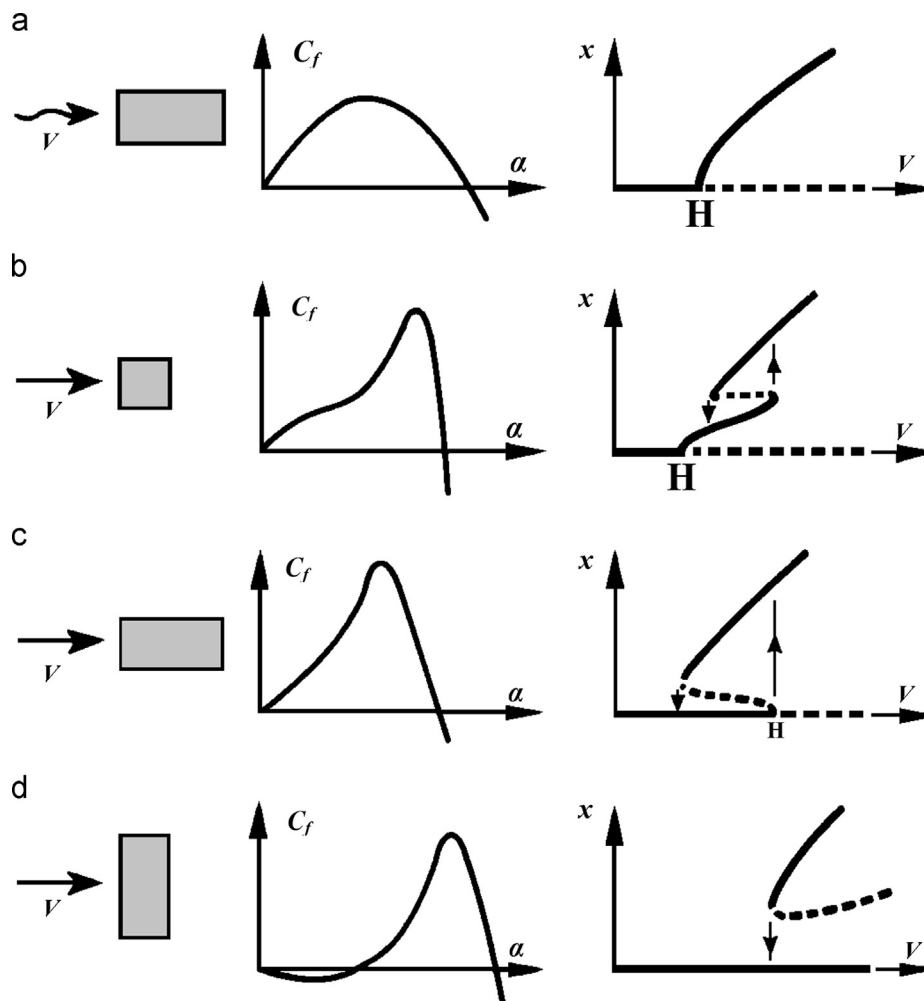


Fig. 1. Various aerodynamic characteristics (first column) and their corresponding dynamic responses (second column) due to Novak [1].

to a large amplitude stable limit cycle (a periodic attractor). The unstable path from H eventually stabilizes at a cyclic fold, giving an overall (dynamic) response akin to the (static) response of many shell-buckling problems.

In the bottom row, (d), a 1:2 rectangle standing across-wind gives no bifurcation from the trivial solution but large amplitude stable and unstable cycles do exist, separated again by a fold.

Some of the most familiar examples of galloping arise with engineering cables [6,7], but we should note that a cable of circular cross-section cannot gallop because the (pure drag) force is in the direction of the resultant wind velocity, and therefore opposes any cable motion. Some cables that can and do gallop are shown in Fig. 2.

Galloping problems can also arise in complete structures, such as tower blocks, and here there can be interactions between the wind-induced vibrations and gravity-induced buckling. A classic case was the high-rise Hancock Tower in Boston [8] which had a lot of such problems in its early days. Window panes started falling out, and eventually all 10,344 had to be replaced (the London Shard has 11,000). Occupants suffered from motion sickness, and tuned mass-dampers had to be fitted. There were still problems, however, when a gravitational instability increased the period of vibration from 12 to 16 s. The final cure was to add 1500 t of diagonal steel bracing, costing \$5 million. The tower is still standing today; and still winning architectural prizes for its minimalism!

It is the purpose of this paper to examine the interactions between (Hopf) galloping and (pitch-fork) buckling, remembering that simultaneous failure modes often represent a simplistic,

though potentially dangerous, optimal design [9]. We introduce an archetypal model which is non-conservative but autonomous, subjected to time-independent loading by a steadily flowing fluid (air or water). It is designed to exhibit sub-critical bifurcations in both galloping and buckling, both of which will trigger a dynamic jump to a remote stable attractor. When there is more than one candidate attractor, the one onto which the structure settles after the Hopf bifurcation can be *indeterminate* [5,10]. This is due to the two-dimensional spiralling outset (unstable manifold) of the Hopf, which makes the outcome sensitive to infinitesimally small variations in starting conditions or parameters. This indeterminacy forms the focus of our investigation.

2. Archetypal model for combined galloping and buckling

We consider the archetypal model, shown in Fig. 3, that we use to study the nonlinear dynamic interactions between galloping and shell-like buckling. A rigid link is pivoted as shown, and held (nominally) vertical by a long spring of stiffness k which is assumed to remain horizontal throughout and is attached to the mass-less rod at a distance L_2 from the pivot. We introduce an imperfection into the model by supposing that this spring is initially too short by y_0 to hold the unloaded rod exactly vertical. Loaded by the mass m of the grey prism, assumed concentrated at a point on the mass-less rod at a distance L_1 from the pivot, this model will exhibit a sub-critical pitch-fork bifurcation. The only interaction with the wind is (considered to be) through the grey

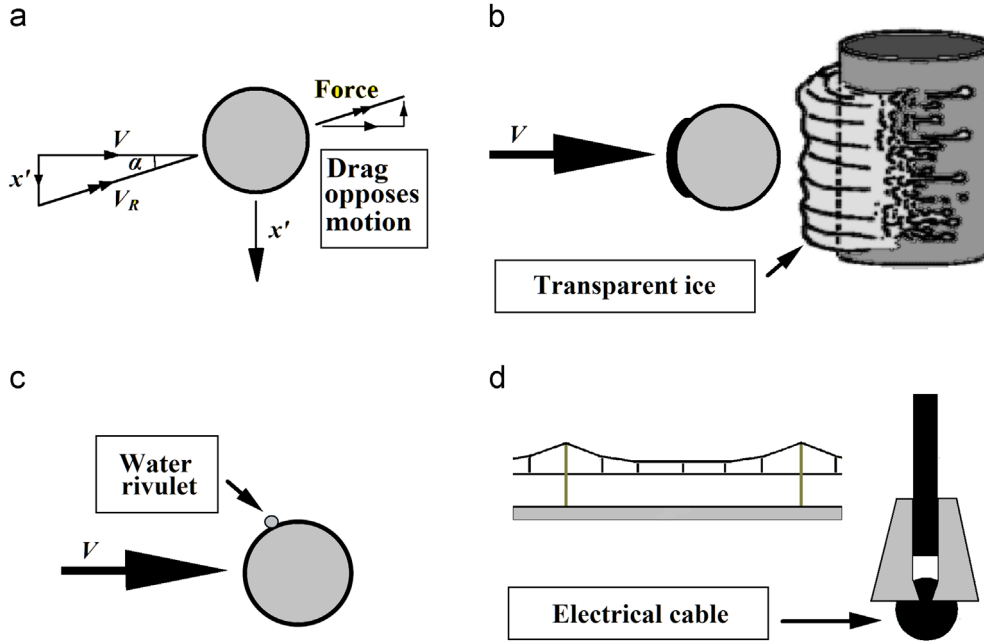


Fig. 2. A circular cross-section, (a), cannot gallop because the drag always opposes the motion. Examples that can gallop are: (b) a cable coated with ice; (c) a cable with a rivulet of water, the position of which gives an extra degree of freedom [7]; and (d) the electrical wire of an overhead railway catenary, with its notched cross-section.

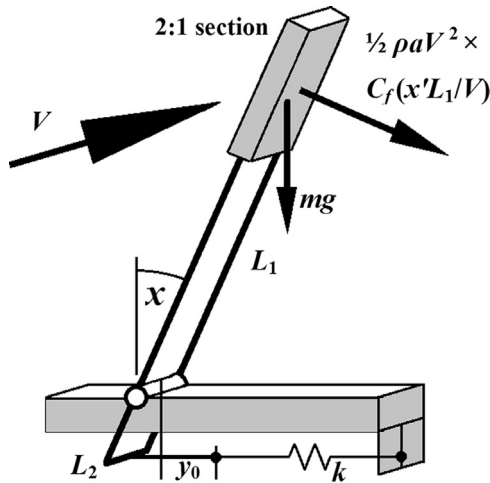


Fig. 3. The archetypal model introduced for interaction studies between galloping and shell-like post-buckling. Note that the spring is assumed to be sufficiently long so that it can be assumed to remain horizontal. Meanwhile, as an ‘imperfection’ in manufacture, the spring is assumed to be initially too short, by y_0 , to hold the unloaded rod exactly vertical.

prism which has a 2:1 section with the longer edges lying in the direction of the wind. As we have seen, such a prism was analysed by Novak, and shown to exhibit galloping at a sub-critical Hopf bifurcation. The rotational deflection of the rod is written as x , and a prime denotes differentiation with respect to the time, t .

The acceleration due to gravity is g , the flowing fluid (air, say) has velocity V and density ρ while the frontal area of the prism is written as a . The aerodynamic coefficient, $C_f(x'L_1/V)$, is a function of the ratio of the lateral prism speed, $x'L_1$ (assumed to be uniform, and given by the velocity of the centre of gravity) to the wind velocity V . This function is typically obtained from wind-tunnel tests in which the stationary prism is tilted at a small angle, $\alpha \approx x'L_1/V$, to the direction of flow. Note that in using this quasi-static approach pioneered by Novak [1] we are implicitly assuming that the motion of the body is slow compared to the motions of the passing fluid. The equation of

motion of the model is as follows:

$$mL_1^2 x'' + kL_2(y_0 + L_2 \sin x) \cos x = mgL_1 \sin x + \frac{1}{2} \rho a V^2 L_1 C_f(x'L_1/V) \quad (1)$$

We define the following parameters (and hence-forth often omit the word ‘parameter’):

- load parameter, $\Lambda := g/L_1$,
- spring parameter, $B := kL_2^2/mL_1^2$,
- imperfection parameter breaking the pitch-fork symmetry, $e := y_0/L_2$,
- velocity parameter $v := V/L_1$,
- pre-factor for the aerodynamic coefficient, $p := \rho a L_1/m$ (always taken as 0.1),
- forcing function of the aerodynamics $C_f(x'/v)$,
- damping of the structure, r (always taken as 0.1).

We then have

$$x'' + rx' + B(e + \sin x) \cos x = \Lambda \sin x + \frac{1}{2} p v^2 C_f(x'/v) \quad (2)$$

where we have added in the linear damping of magnitude r .

3. The pitch-fork bifurcation

Under static conditions (and therefore no aerodynamic forces), with no imperfection and ignoring the trivial solution, we have

$$\Lambda = B \cos x \quad (3)$$

which is the falling sub-critical post-buckling path, $\Lambda(x)$, emerging from the trivial solution at the buckling load, $\Lambda^c = B$. Adding an imperfection we get the well-known imperfection sensitivity [11–14] sketched in Fig. 4.

On the left we have the post-buckling behaviour for a perfect and an imperfect system, with the asymmetric potential well sketched for the latter. The corresponding two-thirds power-law cusp of imperfection sensitivity is shown on the right. The central insert shows the actual shape of the well for the present system at the parameter values of some of our later studies.

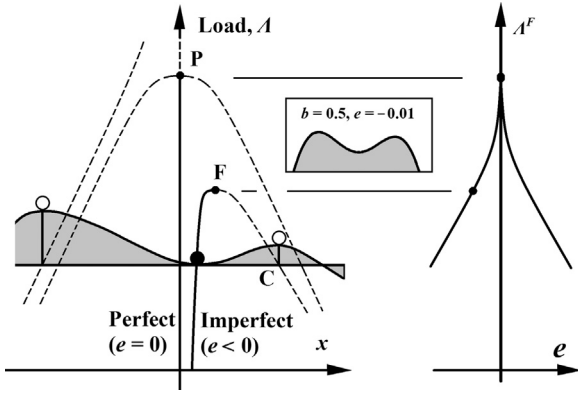


Fig. 4. The asymmetric potential well governing the post-buckling behaviour in the presence of a (negative) imperfection.

Without any loss of generality, we can (by suitable scaling of time) set one of our parameters equal to unity, and for the rest of the paper we set $\Lambda = 1$. So as the pitch-fork parameter we will now use the spring-stiffness B for which $B^C = 1$, and use in particular the combined stiffness parameter

$$b := B - 1 = B - B^C \tag{4}$$

as a measure of the ‘effective’ spring-plus-load stiffness. In the new dimensionless coordinates we have

$$x'' + rx' + (1+b)(e + \sin x) \cos x = \sin x + \frac{1}{2}pv^2C_f(x'/v)$$

where we keep $p=r=0.1$ throughout our study. For the forcing function C_f we choose a piecewise polynomial that qualitatively approximates the measurements by Novak [1]:

$$C_f(x') = p(8x')$$

and

$$p(y) = (2/15)y + y^3/3 - y^4/10 - y^5/15 \text{ for } y \geq 0 \text{ and } p(y) = -p(-y) \text{ for } y < 0$$

(see Fig. 5(a) for the shape of C_f). Note that $b=0$ at the pitch-fork, and positive b measures how far we are away from buckling (on the stable trivial path).

4. The Hopf bifurcation

Turning to the Hopf bifurcation, we must first think about the aerodynamic curve, $C_f(x'/v)$, for which we have adopted an analytic function that closely fits Novak’s experimentally determined form that we saw in Fig. 1. This is more suitable for our theoretical work than the power series that Novak used to fit the experiments for x'/v positive, since reflecting this for negative x'/v (as Novak did) gives rise to a singularity at the origin. Our form is shown in Fig. 5(a).

The Hopf bifurcation arises when the total effective linear damping vanishes, namely when

$$rx' = \frac{1}{2}pv^2x'dC_f(x'/v)/dx' \tag{5}$$

Now the derivative of our employed function is $dC_f(x'/v)/d(x'/v) = 1.067$ at $x'=0$, giving $dC_f(x'/v)/dx' = 1.067/v$, so the value of v at the Hopf bifurcation, v^H , is given by the following:

$$v^H = 2r/1.067p \tag{6}$$

With as $r=0.1$ and $p=0.1$ (as throughout the paper) we have $v^H = 1.875$ and the full nonlinear response for these, determined by direct numerical simulation, is displayed in Fig. 5(b).

Here we see the sub-critical Hopf bifurcation at H generating the trace of unstable (dashed) cycles which become stable (solid) cycles at the cyclic fold, F. The graph shows the maximum and minimum

values of $x(t)$ for the steady state galloping oscillations against the wind velocity, v . The figure is drawn for an imperfect system with $e = -0.01$, which explains the asymmetry about the v axis, and in particular why H does not lie precisely at $x=0$. Notice that the result $v^H = 1.875$ is independent of the imperfection. The localised curving of the path of stable cycles at C signifies its approach to the nearer of the two post-buckling equilibrium states (state C of Fig. 4).

All the cycles (stable and unstable) of Fig. 5(b) are superimposed on the phase-space portrait of Fig. 5(c) where the sharp point of the outer orbit corresponds to the proximity of C. Finally Fig. 5(d) shows the variation of the periodic times of the cycles traced in Fig. 5(b). The period is tending to infinity as the final cycles approach the hill-top equilibrium, C.

5. Sequence of phase portraits of the complete model

Looking finally at the complete model, with both wind and gravity loading, we show in Fig. 6 a sequence of phase portraits for fixed gravity loading and fixed imperfection.

In Fig. 6(a) the topology of the portrait is not yet significantly affected by the wind. Portrait (b) shows a homoclinic connection which together with a very localised fold creates the unstable cycle seen in portrait (c). Notice that disturbances of this cycle generate escape only to the left over the lower potential barrier (corresponding to the positive value of e). Between portraits (c) and (d) a heteroclinic connection alters the topology, so that in (d) the escape is indeterminate, being either to the left or right. In (e), past the Hopf bifurcation, the central point is unstable and is likewise indeterminate, with disturbances generating escapes over either of the potential hill-tops.

6. The co-dimension-two event with symmetry (Kuznetsov)

Before starting our analysis of the co-dimension-three event that governs our symmetry-breaking model, it is useful to look at the unfolding of the symmetric case given by Kuznetsov [15]. He takes the normal form of the symmetric Hopf-pitch-fork coalescence as follows:

$$x'' - wx' - x^2x' - px - x^3 = 0 \tag{7}$$

which contains no symmetry-breaking imperfection.

His complete (codimension-2) unfolding of the singularity, in the space of the two control parameters (w, p) is shown in Fig. 7. Notice that the only attractors are the trivial points for $w < 0$. The significant event in this diagram is the saddle connection that occurs on line S, which separates two regions of parameter space, one containing an unstable limit cycle which is destroyed on crossing S.

7. Co-dimension-three event of our model

Guided by this 2D unfolding of the symmetric case, we now proceed to fully unfold the compound singularity exhibited by our model in the 3D parameter space of our stiffness parameter, b (an inverse representation of the pitch-fork loading), our wind velocity, v , and our symmetry-breaking parameter, e . This compound bifurcation has been called the Takens-Bodganov Cusp [15,16]. Note that these authors study the unfolding of the centre-saddle-centre case as opposed to our saddle-centre-saddle case illustrated in Fig. 7.

The result is shown in Fig. 8, which gives two views of the same ellipsoid in parameter space.

The figure shows an ellipsoid surrounding the critical point in the space spanned by the stiffness parameter, b , the velocity parameter, v , and the imperfection parameter, e . It is defined by

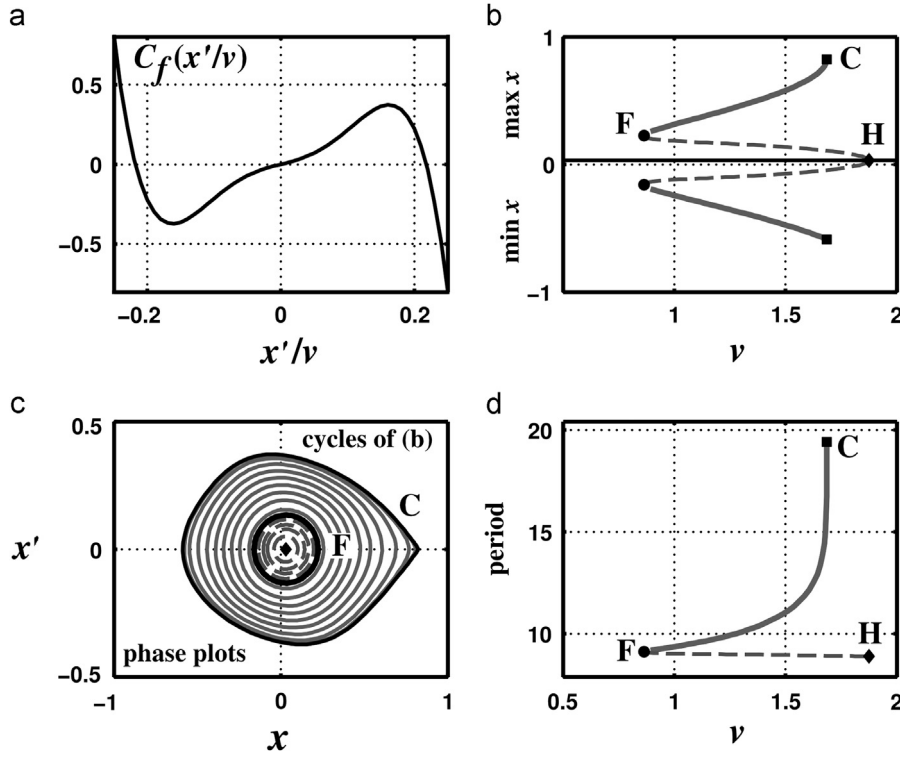


Fig. 5. Galloping limit cycles triggered by the Hopf bifurcation at H. A change of stability of the cycles is seen at the cyclic fold, F. Parameter values: $e = -0.01$, $b = 0.5$, $v^H = 1.875$.

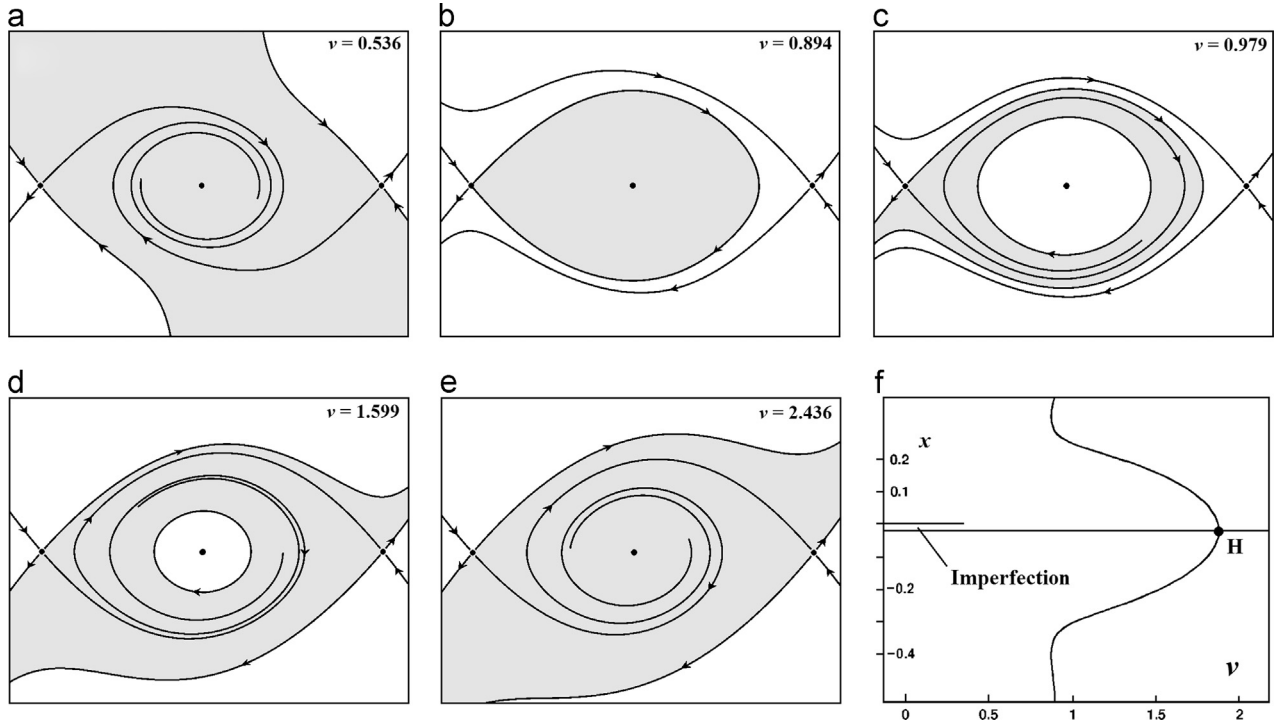


Fig. 6. (a–e) Sequence of phase portraits for an imperfect system below the pitch-fork as the wind speed, ν , increases. (f) An overview of the corresponding response, showing the maximum and minimum values of the displacement, x , against the wind velocity ν . The Hopf bifurcation is at point H. The fixed parameter values are $e = -0.003$, $b = 0.175$. The grey shading has no technical meaning; it is chosen simply to help the reader see the main features of the diagrams.

the polar coordinates (ϕ, ψ) according to the transformation

$$\begin{aligned}
 \nu &= \nu^H + R^2 \cos \pi\phi \cos \psi\pi/2 \\
 b &= b_0 + R \sin \pi\phi \cos \psi\pi/2 \\
 e &= e_0 + R^3 \sin \psi\pi/2
 \end{aligned} \tag{8}$$

with $\nu^H = 1.875$ (as derived in Eq. (6)), $b_0 = 0$ and $e_0 = 0$.

Here the ‘small’ radius parameter, R is taken nominally as 0.2, but for clarity the picture is not to scale. The resulting image does not change qualitatively for smaller or moderately greater R . The coloured arcs drawn on the ellipsoid show its intersection with the various bifurcation surfaces emerging from the origin, which are better understood in the unfolded ellipsoidal surface of Fig. 9 when projected into the parameter plane (ϕ, ψ) .

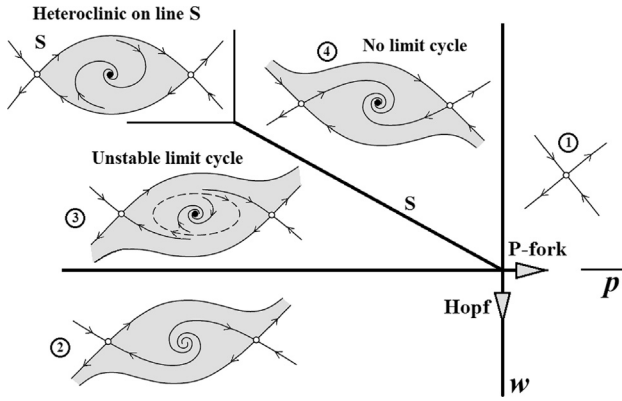


Fig. 7. Kuznetsov's complete 2D unfolding of the Hopf-pitch-fork, within the family of symmetric systems.

In this view, the pitch-fork bifurcation appears twice, at P, where the (blue) arc of static folds exhibits a very localised cusp. The Hopf bifurcation (dark green) occurs on the vertical axis. There are now two types of saddle connection, a homoclinic (with itself) and a heteroclinic (between two distinct unstable saddle equilibria). Crossing the heteroclinic (purple) arc takes us, for example, from portrait (2) where the galloping system escapes only to the left to portrait (3) where the outcome is indeterminate, depending sensitively on the starting condition near the node. Remember, here, that the asymmetry, e , varies as we move over the ellipsoidal surface; it is positive above the red symmetry line, lowering the left escape barrier, unlike as in Fig. 4 where e was negative. We explore this sensitivity more fully in the following section. Meanwhile, crossing the homoclinic (light green) arc transforms portrait (5) into portrait (6). Notice that portrait (6) is very close to the fold (blue) arc, crossing which gives a portrait such as (7) with only one equilibrium fixed point. A feature not visible in Fig. 9 (but present)

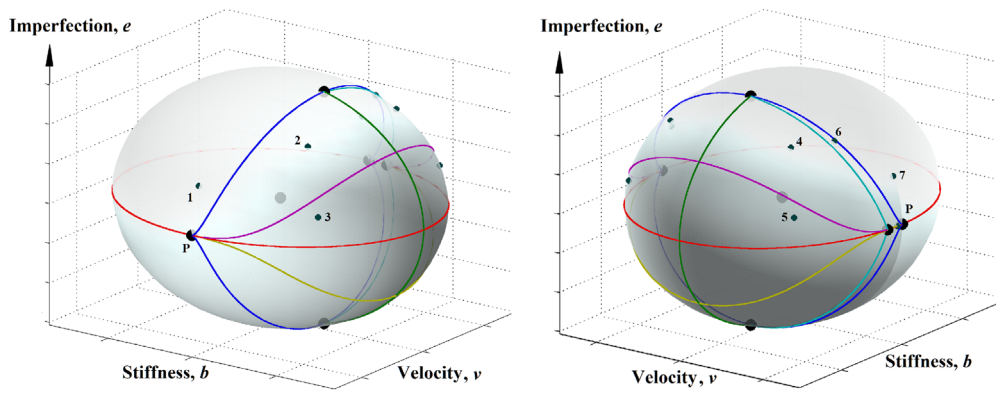


Fig. 8. Intersections of the 2D bifurcation surfaces with an ellipsoid in the 3D parameter space. Colour will be available on-line.

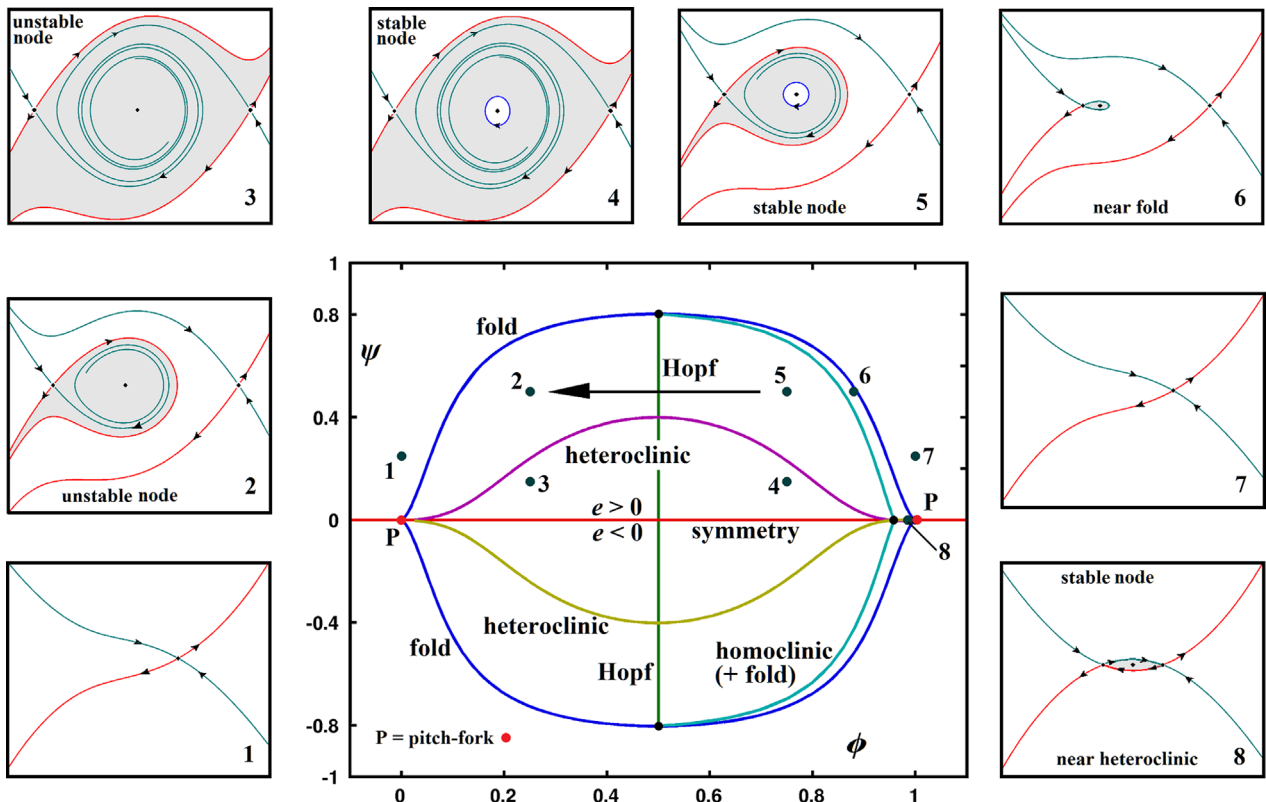


Fig. 9. Unfolding of the compound (codimension-three) galloping-buckling bifurcation. A projected view of the ellipsoidal surface showing the bifurcation arcs of Fig. 8. Colour will be available on-line.

for small radius R is the fold of limit cycles (very close to the homoclinic). This fold of limit cycles must exist because the periodic orbit born in the homoclinic is asymptotically stable. The fold of limit cycles is more clearly visible in Figs. 5(b) and (d) and 6(f). Correspondingly, there should be a phase portrait in Fig. 9 between portraits 9(5) and 9(6) with two coexisting limit cycles (the inner one unstable, the outer one stable); this could not be conveniently shown in Fig. 9.

8. Ramped velocity and indeterminate outcomes

Our results for ramping the velocity v as a linear function of time according to the equation:

$$v(t) = v(0) + \gamma t \tag{9}$$

are shown in Fig. 10. The approximate right-left symmetries of these graphs about the Hopf line (particularly pronounced in the

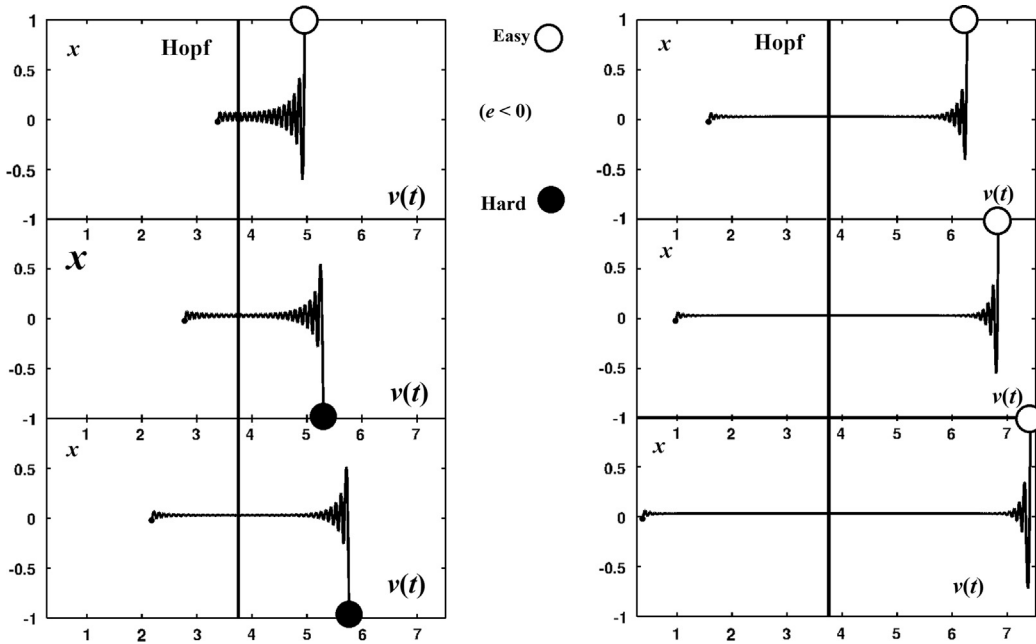


Fig. 10. Time-series results with a ramped velocity, showing tunnelling and indeterminacy. The velocity, v , is ramped from varied distances below the Hopf bifurcation. The following are held constant throughout the figure: stiffness, $b=0.5$, imperfection $e = -0.01$, $x(0)=x_{eq} - 0.05$, $x'(0)=0$, $\gamma=0.01$, where x_{eq} is the central equilibrium value of x .

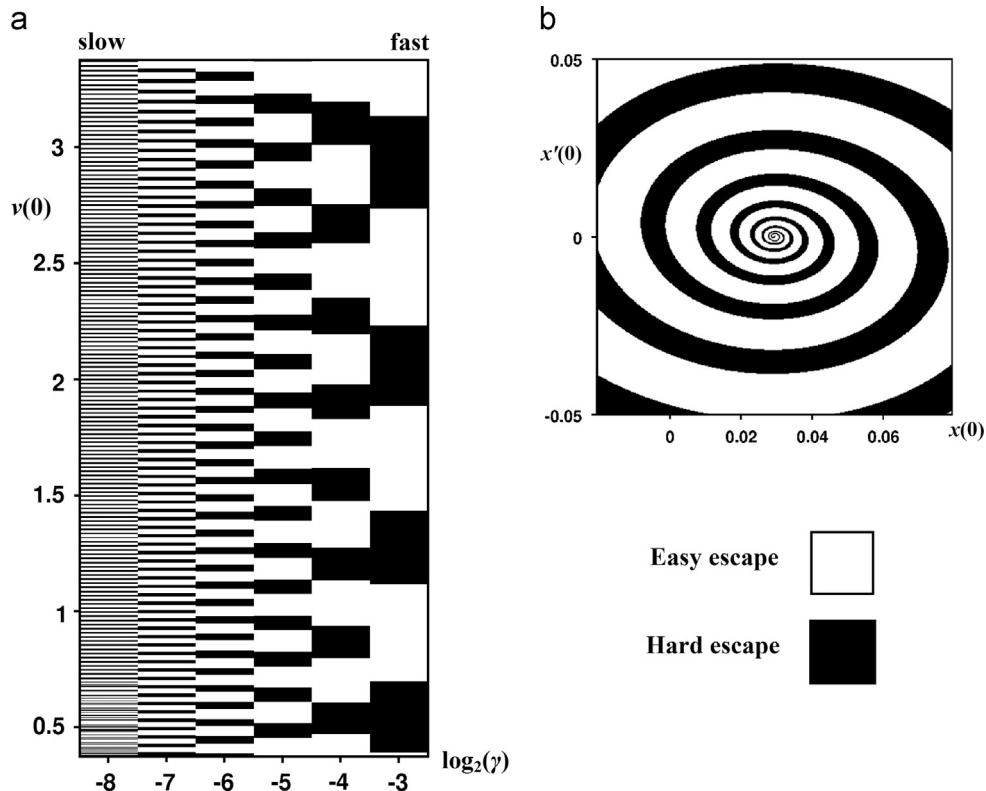


Fig. 11. Illustration of indeterminate outcomes for parameter values $b=0.5$, $e = -0.01$, $r=0.2$, $v^H=3.75$.

pictures of the second column) are discussed briefly in the Appendix.

This study is for negative e , making it 'easier' for the system to escape to positive large x , but the parameters are such, as in portrait (3) of Fig. 9, that escape from the un-ramped Hopf bifurcation is indeterminate being possible in either direction (towards x positive or x negative).

We notice first the considerable 'tunnelling' through the Hopf bifurcation which arises because the small disturbance from equilibrium takes time to grow under the light negative effective damping just after the steady-state Hopf velocity. This tunnelling increases as the runs are started earlier and earlier, because the longer time interval under positive damping ensures that x and x' have decreased closer and closer towards the origin before v reaches v^H .

Next we observe that some runs escape over the lower hill-top equilibrium ($x > 0$) while others escape over the higher hill-top ($x < 0$). The relative hill-height for this value of b is shown as an insert in Fig. 4. A further study of this indeterminacy is shown in Fig. 11.

In Fig. 11(a) we display the outcomes, in terms of easy escape over the lower barrier (white) or hard over the higher barrier (black) resulting from different values of $v(0)$ for different ramping rates corresponding to the six integer values of $\log_2(\gamma)$. The fixed starting conditions in (a) are $x(0) = x_{\text{eq}} - 0.05$, $x'(0) = 0$ where x_{eq} is the equilibrium value of x . In Fig. 11(b) we show, again in black or white, the outcomes in the space of $[x(0), x'(0)]$ for fixed values of $v(0) = v^H/2$ at $\gamma = 0.01$.

While our numerical simulations of parameter-ramping through a Hopf bifurcation are adequate for the case when the location of the equilibrium does not depend on the drifting parameter (which is the case in our present investigation), we should note that the general case is more subtle. In particular, the value of the drifting parameter at which the trajectory starts to grow noticeably exponentially depends not only on the starting parameter ($v(0)$ in our case) but also on properties of the right-hand side of the equation. See [17] for a mathematical treatment, and [18] for some of the typical observations.

9. Concluding remarks

We have proposed and studied an archetypal model to explore the nonlinear dynamic interactions between galloping at an incipient sub-critical Hopf bifurcation of a structure with shell-like buckling behaviour. Optimal designs often call for a simultaneity of failure modes, but nonlinear interactions can then be dangerous [9]. The compound bifurcation corresponding to simultaneous galloping and buckling is the so-called Takens-Bodganov Cusp, and we have made a full unfolding of this codimension-3 bifurcation for the model to explore the adjacent phase-space topologies.

The indeterminacy of the outcome, that we find for both quasi-static and ramped loadings, should certainly be noted by design engineers. It will be interesting to see if the various approaches of analysis and control of safe basins of attraction [19,20] pioneered by Giuseppe Rega and Stefano Lenci can play a role in interactions of the present type.

Acknowledgement

The research of J.S. is supported by EPSRC Grant EP/J010820/1.

Appendix

In the second column of Fig. 10 we have noted the approximate right-left symmetries of the time-series about the Hopf line. A simple approximate analysis of this, valid in our case because change of v does not change the position of the equilibrium solution, can be written down as follows. Let $c(v)$ be the real part of the complex eigenvalue of the equilibrium for a given v . For $v < v^H$ we have $c(v) < 0$, while for $v > v^H$ we have $c(v) > 0$. If v drifts slowly then the amplitude of a disturbed trajectory will initially decay exponentially, with rate $c(v)$, and then grow. The picture of the time-series will be symmetric if the real part $c(v)$ is odd about v^H , and we remember that close to a Hopf bifurcation $c(v)$ increases linearly. So, close to the Hopf bifurcation the time series is always approximately symmetric, as long as the displacements from the equilibrium state are small. In general, the approximation formula is:

$$d(v) = d_0 \exp\left[\int_{v(0)}^v c(w) dw/\gamma\right]$$

where ignoring rotation, $d(v)$ is the amplitude of the displacement when the wind speed is v . The drift speed is γ , the initial wind speed is v_0 (written as $v(0)$ in the equation), and d_0 is the value of d at $v = v_0$. Note that the exponential can become extremely small, so noise and round-off determine the point where growth becomes noticeable in the figure.

References

- [1] Novak M. Galloping oscillations of prismatic structures. ASCE J. Eng. Mech. Div. 1972;98:27–46.
- [2] Paidousis MP, Price SJ, de Langre E. Fluid–structure interactions. Cambridge: Cambridge University Press; 2011.
- [3] Marsden JE, McCracken M. The Hopf bifurcation and its applications. Philadelphia: SIAM; 1976.
- [4] Guckenheimer J, Holmes P. Nonlinear oscillations, dynamical systems and bifurcations of vector fields. New York: Springer-Verlag; 1983.
- [5] Thompson JMT, Stewart HB. Nonlinear dynamics and chaos. second ed. Chichester: Wiley; 2002.
- [6] Svensson SE. Cable stays: mechanisms generating vibrations and the importance of damping. Proc. Dan. Soc. Struct. Sci. Eng. 2005;76(1–2):1–58.
- [7] Cao DQ, Tucker RW, Wang C. A stochastic approach to cable dynamics with moving rivulets. J. Sound Vib. 2003;268:291–304.
- [8] Campbell R. Builder faced bigger crisis than falling windows. The Boston Globe; 1995.
- [9] Thompson JMT, Lewis GM. On the optimum design of thin-walled compression members. J. Mech. Phys. Solids 1972;20:101–9.
- [10] Thompson JMT. Global unpredictability in nonlinear dynamics: capture, dispersal and the indeterminate bifurcations. Phys. D 1992;58:260–72.
- [11] Koiter WT. On the stability of elastic equilibrium. Dissertation. Delft, Holland; 1945 [an English translation is now available as NASA, Tech. Trans. F10; 1967. p. 833].
- [12] Thompson JMT, Hunt GW. A general theory of elastic stability. London: Wiley; 1973.
- [13] Roorda J. Buckling of elastic structures. Waterloo: University of Waterloo Press; 1980.
- [14] van der Heijden AMA, editor. W.T. Koiter's elastic stability of solids and structures. Cambridge: Cambridge University Press; 2009.
- [15] Kuznetsov YA. Elements of applied bifurcation theory. second ed. New York: Springer-Verlag; 1998.
- [16] Dangelmayr G, Guckenheimer J. On a four parameter family of planar vector fields. Arch. Ration. Mech. Anal. 1987;97:321–52.
- [17] Neishtadt AI. On stability loss delay for dynamical bifurcations. I II Differ. Equations 1987;23:1385–91 (24 (1988) 171–176).
- [18] Baer SM, Erneux T, Rinzel J. The slow passage through a Hopf bifurcation: delay, memory effects, and resonances. SIAM J. Appl. Math. 1989;49:55–71.
- [19] Rega G, Lenci S. Dynamical integrity and control of nonlinear mechanical oscillators. J. Vib. Control 2008;14:159–79.
- [20] Goncalves PB, Silva FMA, Rega G, Lenci S. Global dynamics and integrity of a two-dof model of a parametrically excited cylindrical shell. Nonlinear Dyn. 2011;63:61–82.